


WESTBROOK SCHOOL FAIR



Cover art by Devin Hingley, Gr. 7

WELCOME TO THE FAIR!

To celebrate 60 years of the Westbrook School Fair, a new class has been added to each category.

Use your imagination to create an entry that best represents this years theme:

“60 Years of the Westbrook School Fair”

DROP OFF ENTRIES & JUDGING - FRIDAY May 8

Students submit their entries by 8:50am to the Category Coordinators at the gym. Entries in the Fine Arts category only can be submitted on Thursday (due to the size of this category, volunteers need more time to sort and hang the entries). At 9:00am on Friday the entries are sorted by categories in preparation for the judges' review and markings which begins at 10:00am. When the judging has been completed, the marks are tallied and ribbons are awarded. A luncheon is hosted in appreciation for staff and judges attending. After lunch, students are welcome into the gym to review the entries of the fair.

FAIR OPEN TO PUBLIC - SATURDAY May 9

From **10:00am – 2:00pm**, all families and members of the community are welcome to view the student's entries, and watch the Pet judging which will start at 10:00am outside the school (may be cancelled due to new school construction-watch for April newsletter for more information). Also to enjoy during the event are;

- **BOOK FAIR** – held in the school library and filled with brand new books for sale from Scholastic Books, as well as many other novelty items available for purchase.
- **BAKE SALE** – all proceeds of the bake sale go towards the Grade 6 annual camping trip.
- **CAFE** – have lunch while you're here! For a small fee we offer chili & buns, tasty desserts, snacks and drinks. Money generated from the Café goes towards the Grade 8 Graduation.
- **RAFFLE TABLE** – Many exciting and high value items are available, with the draws commencing at 1:15pm. All money generated from the raffle table goes right back into the School Fair, and is used to purchase ribbons, awards, prizes, and supplies.

Once the fair concludes at 2:00pm, parents are asked to pick up their entries. Those left behind will be stacked on a table by the front door to be picked up the following school day, with the exception of baked items which will be discarded.

AWARDS DAY –Westbrook School Fair Committee will have a short presentation during the Term 3 Celebration to honour the students who received Best Overall ribbons, and will present trophies to Highest Points winners. Parents, family member, judges and donors are all welcome to attend.

HANDBOOK IS GENEROUSLY PRINTED BY OUR LOCAL COCHRANE

FAIR RULES

1. All exhibits must be the work of the student, completed within this past school year, and have not been entered in any previous fair's. We expect that adult guidance will be required with such projects as woodworking, baking, sewing, etc. However, the finished product must be the sole work of the exhibitor. Honesty and fairness are the traits that have made our fair so successful.


2. The focus of the fair is to have *quality* entries not quantity, to show off your best talents!

3. All information requested on the entry form must be filled out neatly and the entry form must be securely attached to the exhibit. Your name should be folded back so it is *hidden*. If your name appears on projects, please cover it up (except when it is part of the artwork). Those without an attached entry form cannot be judged.

4. Only one entry per student is allowed in each category class. If you end up with two entries for one class, look through the other classes. There are often other places to enter similar things. If more than one entry is entered in the same class, entries will be disqualified.

5. If two or more students work together on a project, put both names and both ages on the entry tag. The exhibit will be judged in the age category of the oldest child. A maximum of 5 projects can be completed by the same two students.

6. All entries (excluding pets) must be in the School Gym no later than 8:50am Friday, May 8. With the exception of very large projects which may need to be brought in and set up the day before. Entries in the Fine Arts category only can be brought in Thursday.

 7. If the Pets Category is confirmed to go ahead (*watch for information in April newsletter*), pets must be at the school at 9:30am on Saturday May 9 to register, with judging starting promptly at 10:00am. Pets must be the bone-fide property of the exhibitor or that child must be actively involved in training and care for a period of at least 4 months prior to the fair. Siblings can show the same pet, but in *different* categories.

8. Please do not bring entries that are not listed in the handbook. Contact the Fair Coordinator (Vanessa Reeve vanessa.reeve40@gmail.com) in advance to find out how they should be classified so the tag can be filled out properly, or if you have any other questions or concerns.

9. All entries must stay in the gym until 2:00pm Saturday, no exceptions. Entries that are not picked up after the fair closes risk being damaged, as they will be placed on a table in the hallway to be retrieved on the next school day. Baking will be discarded.

10. The decisions of the Judges will be Final.

ENTRY TAGS

HOW TO COMPLETE TAGS All entries submitted need a tag, otherwise they cannot be judged. Please take care in completing and securely attaching the tags to your kids exhibits.

CATEGORY	Baking
CLASS & DESCRIPTION	112 - Knitting
LEVEL (A,B, or C)	A
GRADE	2
AGE	6
STUDENT NAME	Johnny James

FOLD NAME UNDER

(DO NOT TAPE)

This is an example of how the tags should be completed.

Level A – grades K, 1, 2

Level B – grades 3, 4, 5


Level C – grades 6, 7, 8

Fold name underneath so your name is hidden - please do not tape it closed. Make sure your tag is properly secured to your exhibit, using tape, string or wire if needed.

If you need more tags - located in back of handbook, photocopy the template, ask at the school office, or download more from:

<http://westbrook.rockyview.ab.ca/school-council/school-fair-I>

BAKING


Class #	Description
1	4 Chocolate Chip Cookies (no nuts)
2	4 Other Cookies (must be labeled)
3	4 Muffins (must be labeled)
4	4 Pieces of Un-Iced Brownies (no nuts)
5	Decorated Cookie(s) – approx. 3" diameter, judged on decoration
6	4 Tarts - of any kind (<i>shell must be homemade</i>)
7	4 Dessert Squares/Bars
8	Loaf of Bread, made by hand
9	Banana Loaf
10	Any Other Loaf (ie. zucchini, blueberry, etc.)
11	4 Plain Buns, made by hand
12	Any Iced One-Layer Cake (8x8 round/square), label type of cake
13	Decorated Cake, judged on decoration—No Kits
14	Decorated Cupcake(s), judged on decoration
15	4 Biscuits
16	4 Pieces of Fudge (no nuts)
17	4 Unbaked Squares/Bars (ie. does not require baking)
18	4 Unbaked Cookies (ie. fridge cookie)
19	Imaginative Lunch (creative ideas - eg. face sandwich)
20	Original Recipe Home Baked Item, include copy of recipe
21	Handmade Candy (ie. chocolate/candy work, toffee, marshmallows, etc.)
22	Jar of Preserves (ie. jam, pickled carrots, canned peaches, etc.)
 23	Any item celebrating “60 Years of The Westbrook School Fair”

NOTES

1. All baking must be done from scratch - no mixes.

2. Parents, it is expected that younger children will require supervision with the mixing and assistance handling stoves and ovens. You may have to remove the cookies from the oven but your child should have input as to whether he or she thinks they are done.


SEWING

Class #	Description
I00	Crochet
I01	Knitting
I02	Hand Embroidery or Needlepoint
I03	Cross-Stitch
I04	Machine Sewn Item, from a kit, pattern, or freeform <i>please indicate which</i>
I05	Hand Sewn Item, from a kit, pattern, or freeform <i>please indicate which</i>
I06	Recycled Item, machine or hand sewn, utilizing various fabrics
I07	Outfit, displayed on model figure (ie. Barbie, Teddy Bear, etc.)
I08	Yarn or Fabric Weaving
I09	Fabric Painting
II0	Tie Dyed
III	Felt
II2	Rug Hooking
II3	Quilting
II4	Plastic Canvas with Yarn
II5	Other Handmade Item not listed above
 II6	Any item celebrating "60 Years of The Westbrook School Fair"

NOTES

1. General Appearance: Neatness - clean and well pressed, Color - pleasing and appropriate choice, Trimming - suitable to garment.
2. Material: Suitability - good choice of materials for article, Harmony - fabric, thread and trims coordinate.
3. Workmanship: Cutting - accurate and neat, Stitches - straight, well adjusted tension, even length of stitches, Hems - neatly and properly completed.


HOBBIES

Class #	Description
200	Button or Pin Collection, mounted for display
201	Rock Collection, mounted for display
202	Other Collection, mounted and labeled
203	Collector Cards (of any kind), mounted for display
204	6 Craft or Rope Knots, mounted and labeled
205	Model Kit - glued (ie. cars, planes, boats etc.)
206	Pottery – made using a wheel
207	Pottery – freeform, not on a wheel
208	Ceramics – white ware (from a mold), judged on painting
209	Scrap Booking
210	Mosaic, from a kit
211	Mosaic, original, not a kit
212	Macramé
213	Hand Made Game (ie. chess, checkers etc.)
214	Leather Craft
215	Handmade Soap (must be a solid consistency, not liquid soap)
216	Handmade Candles - poured, rolled or molded
217	Other Hobby Kit, not listed above
218	Other Original Hobby, not listed above
 219	Any item celebrating “60 Years of The Westbrook School Fair”

NOTES

1. Tags: Please attach your entry form (tags) securely to your entry. You may need to use wire or string as tape sometimes does not stick properly or may damage the paint.
2. Craftsmanship: Entries should be properly finished and effectively presented. Paint on model must be DRY or it cannot be judged for ribbons. All glue should be fully dry or the items can be damaged or broken as they are moved and judged.
3. Collections: All collections should be mounted for display on a board, cloth banner or in a book or case. Please label your collections neatly. Your name must not be visible.


HANDICRAFTS

Class #	Description
300	Rope Halter
301	Mobile, must be able to hang up
302	Decorative Bottled Display
303	Decoupage
304	String Art
305	Pipe Cleaner Craft
306	Paper Mache
307	Hand Puppet
308	Mask
309	Diorama (a scene displayed though a window like a 3 sided box)
310	Sculpture, in any media (ie. Fimo, Plasticine, Play-Doh, baker's clay, etc.)
311	Stained Glass, original or from a kit (ie. stained, melted, painted, etc.)
312	Any Beaded Item
313	Foam Art
314	Jewelry Article or Hair Ornament (eg. friendship bracelet, earrings, etc.)
315	Origami
316	Pom Pom
317	Recycled ('Upcycled') Item
318	Other Original Handicraft, not listed above
319	Other Handicraft from Kit, not listed above
 320	Any item celebrating "60 Years of The Westbrook School Fair"

NOTES

1. Function: If applicable, article appears to serve its intended use. Type and quality of materials are suited to purpose.
2. Design: Appealing design; shape, colors, textures, and decorations are in unity with function. Article shows individuality and creativity.
3. Craftsmanship: Appropriate choice of materials and techniques. Construction uniform and accurate. Suitably presented, clean and neat.

CREATIVE WRITING

Class #	Description
400	A composition expressing the author's viewpoint, based on this year's theme – <i>"Celebrating 60 Years of the Westbrook School Fair"</i>
401	Creative Writing - Imaginative Story, (500+ words)
402	Short Story (less than 500 words)
403	IRP – having been written in the current school year
404	Poetry – any style
405	Original Newspaper Article – original topic
406	Calligraphy, one paragraph (specify grade)
407	Penmanship, one paragraph (specify grade)
408	Original Hand Drawn Comic Strip, 4-8 frames
409	Visual Story Telling – A story told through pictures (ie. photographs, pictures clipped from magazines, hand drawn pictures), no words
 410	Any item celebrating "60 Years of The Westbrook School Fair"

NOTES

1. Entries can be hand written or typed. Although parents may need to help with typing, the content, grammar, sentence structure and spelling **MUST** be the child's work.
2. If an entry is more than one page, it must be typed, and all pages must be stapled together or fastened into a report cover, duo tang, binder, etc.
3. Illustrations may be included, but entries will be judged on writing only (with the exception of Class 408, 409, 410).
4. Penmanship should be written on lined paper, and can be done in either handwriting or printing
This class is judged by grade.

PHOTOGRAPHY

Class #	Description
500	Scenery
501	People
502	Wild Animals
503	Farm Animals
504	Zoo Animals
505	Domestic Animals
506	Horse
507	Action Photograph
508	Flowers
509	Black and White Photograph
510	Close-up Photograph
511	Photograph showing an object in Silhouette or with Shadow
512	Building or Architectural Structure
513	Digitally Enhanced Photograph (must include both original photo and digitally enhanced photo)
514	Creative Photo Display several photos mounted on a poster board or in a frame
NEW! 515	Other – Realism (eg. picture of real rabbit)
NEW! 516	Other – Fantasy/Imaginary (eg. picture of toy rabbit)
NEW! 517	Any photo celebrating “60 Years of The Westbrook School Fair”

NOTES

1. All entries must be taken by the exhibitor within the past year, and the picture must be clear. No frames or glass on single photo entries.
2. Only the following photo paper sizes are acceptable: 4x6, 5x7, or 8x10
3. For Classes 513 & 514 the exhibitor must arrange and mount the photos as well as having taken the photos.
4. With the exception of Classes 513, 514, 517 only one photograph may be entered in each class.

HORTICULTURE

Class #	Description
600	Fresh Fruit and/or Vegetable Display - Imaginative
601	Home Grown Plant From Seed, must include journal entries (<i>see notes</i>)
602	Caring for a Mature Plant, must include journal entries (<i>see notes</i>)
603	Fresh Flower Display
604	Centerpiece of Non-Fresh Materials (ie. artificial or dried flowers, leaves, grasses, etc.)
605	Collection of Dried or Pressed Flowers, Leaves or Grasses (labeled and mounted)
606	Picture made from Dried or Pressed Flowers, Leaves or Grasses (mounted)
607	Wreath or Swag
608	Organic Original Handicraft (completely organic material)
609	Terrarium, see notes
NEW! 610	Potted Arrangement
NEW! 611	Other Horticultural item, not listed above
NEW! 612	Any item celebrating "60 Years of The Westbrook School Fair"


NOTES

1. All entries must be the work of the exhibitor.
2. For Class 601 & 602, seedlings/plants must be cared for by the exhibitor for two months prior to the fair. As well, documentation must be included, showing; date started, date fertilized, date pruned, growth, details on changes, etc.
3. For Class 609, you must include documentation of the terrariums creation (ie. list of substrates and plants used, and if relevant, *why* certain substrates or plants were used. As well, include any instructions required for the care and maintenance of the terrarium, and any comments or observations you had.

FINE ARTS

Class #

Description

700	Cover for the 2021 – 61 th Annual School Fair Handbook, must be in black and white, not computer generated. Use dark pencil/ink
701	Oil/Acrylic Painting
702	Water Color/Tempera Painting
703	Painting from a Pre-Printed Kit
704	Freehand Pencil or Charcoal Drawing
705	Freehand Pencil Crayon Drawing
706	Freehand Pastel or Chalk
707	Freehand Wax Crayon Drawing
708	Freehand Pen Drawing
709	Freehand Felt Pen Drawing
710	Mixed Media – mixture of materials used to create artwork (<i>see notes</i>)
711	Pre-Printed Colouring, any medium (ie. pen, pencil crayon, etc.), judged on coloring
712	Self-Traced Picture (any medium)
713	Realism (any medium) – ½ actual picture, ½ freehand drawn or painted
714	Collage Picture - an interesting composition of materials on a flat surface
715	Self Portrait - must include real picture
716	Caricature - must include real picture
717	Scratch Art
718	Greeting Card (eg. birthday, Thank You, Christmas, etc.)
719	Stamping - using any materials or mediums (eg. pre-printed stamps, potatoes, foam shapes, etc., using paint, ink, etc.)
 720	Any item celebrating “60 Years of The Westbrook School Fair”

NOTES

1. All entries should be properly mounted on a cardstock or cardboard, and/or presented with a solid or paper frame so that it can be properly displayed.
2. Mixed Medium includes a combination of; pencil, ink, crayon, felt, pastel, pencil crayon, paint, chalk, etc. Can also include adding other materials to artwork such as tissue or crepe paper, glitter, glue, string, etc. *Class 710 is the only class where a mixture of these types of media can be used on your artwork. If a category states ‘pen’, only pen should be used on entire project.

WOODCRAFT & METALWORK

Class #	Description
800	Bird House or Feeder - original, not from a kit, structure made of wood, judged on craftsmanship and finishing
801	Creative Bird House or Feeder - from a kit, precut, or original. Internal structure made of wood, judged on decoration only
802	Wood Burning
803	Hand Carved Article
804	Matchstick or Toothpick Article
805	Popsicle Stick Article
806	Decorative Painting on Wood, judged on finishing
807	Wooden Models (ie. planes, cars, dinosaurs, etc.)
808	Doll House Furniture – original design
809	Full Size Furniture – original design
810	Other Wooden Article - from a kit or precut
811	Other Wooden Article - original, not from a kit or precut
812	Original Welded Item - Tool
813	Original Welded Item - Artistic
814	Original Forged Item - Tool
815	Original Forged Item - Artistic
816	Any item celebrating “60 Years of The Westbrook School Fair”

NEW!
NEW!
NEW!
NEW!
NEW!

NOTES

1. Saw cuts should be straight. Parental assistance will be required with the use of all electrical equipment.
2. Nails should be flush with wood surface or counter sunk. There should be no marks on the wood from hammering the nails.
3. Glue all edges to fit tightly together. There should be no visible globs of glue on the wood.
4. Sanding should be done with the grain of wood.
5. There should be no brush marks in the paint or varnish. (*Hint: If there are, sand again with finer grit sandpaper and repaint*). Painted items must be DRY or they cannot be judged for ribbons.

ARCHITECTURAL DESIGN

Class #

Description

900 Connecting Blocks – Original Single item, less than 50 pieces, **no kits**

901 Connecting Blocks – Original Single item, 50 - 150 pieces, **no kits**

902 Connecting Blocks - Single item, more than 150 pieces, **from a kit**

903 Connecting Blocks Scene - Original Design, less than 50 pieces, **no kits**

904 Connecting Blocks Scene - Original Design, 50 - 150 pieces, **no kits**

905 Connecting Blocks Scene - more than 150 pieces, original and/or kits
can be combined to create an original scene (can also include mixed
media to create a diorama-like scene, eg. sand, rocks, cardboard, etc.)

906 Meccano

907 K-Nex – Original single item, less than 50 pieces, **no kits**

908 K-Nex - Single item, between 50 and 150 pieces, original or from a kit

909 K-Nex - Single item, more than 150 pieces, original or from a kit

910 Any Architectural Structure, such as a building, house, bridge, village,
etc. Using any medium (eg. wood, paper, etc.)

NEW! 911 Any item celebrating “60 Years of The Westbrook School Fair”

NOTES

1. Connecting Blocks types can include; Lego, Duplo, MegaBlocks, etc.

2. For entries with multi-pieces, please mount/contain them on a base and/or in a container so the display can be moved easily without breaking. Volunteers have to move each item several times before actual judging takes place, so we want to ensure your pieces stay together so they can be judged as you intended.

3. Attach your entry form (tags) securely to your piece or its container, using tape, string or wire. Indicate the number of pieces on the label and whether the project is from a kit or original design.

4. For Classes that are built from a kit, the instructions must be included or the entry cannot be judged. This ensures the judges can appreciate the complexity and accuracy of the project.

SCIENCE & TECHNOLOGY

Class #	Description
I000	Working Model, from a kit (must include instructions)
I001	Working Model, original, not a kit (include documentation, see notes)
I002	Homemade Kite, should actually fly
I003	Homemade Paper Airplane, judged on flying distance
I004	Computer Project - Trading Cards (based on re-creating actual trading cards or an original creation), printed or digital file
I005	Computer Project - Sign or Poster, printed or digital file
I006	Computer Project - Website Design, provide link to website
I007	Computer Project - PowerPoint or Video presentation, digital file
I008	Computer Project - Photo Calendar, printed or digital file
I009	Computer Programming, digital file
I010	Science Experiment, must include documentation (see notes)
I011	Original Tessellation Pattern — a repeating pattern of the same shape(s) without any gap or overlap
I012	Sound - create a working percussion instrument
I013	Eco-project (eg. harnessing wind power, like a Whirligig)
I014	Original Movie Trailer, using a preset format like iMovie, 5 min max.
I015	Other Original Video, 5 minute maximum
I016	Stop-Motion Short Film, 10 seconds min. (eg. using Claymation, StikBot, etc.)
I017	Any item celebrating “60 Years of The Westbrook School Fair”

NEW!

NOTES

1. For Classes I59 & I68, a science experiment or working model that does not do what you want or expect, are not necessarily failures. You have still learned from the experiment, and it should still be entered in the fair. For documentation include such things as; why you chose this model/experiment, hypothesis, materials used, results, discoveries, why things didn't go as expected (if applicable) conclusions drawn, etc.

2. All digital files must be provided on flash drive for Classes: I007-I009 & I014-I016, and for any entries you chose not to print out.

FAMILY PROJECT

Class #

Description

1100 Family Project - to be done with both children and adults

NOTES

1. Fill in the entry tag with the all your children's names who participated, along with their grade. The exhibit will be judged in the age category of the oldest child
2. Entries are judged on the item as well as a written description of the project.
3. Please indicate who worked on the project and who did what parts of the project. You might also want to include a note explaining the purpose of your project and motivation for doing it.
4. This category does not qualify for Best Overall, due to the parents involvement in the project.
5. There will be a winner for each grade class (K-2, 3-5, & 6-8).

CLASS PROJECT

Class #

Description

1200 Class Project – any item created by 2 or more students in your class, as part of a group project done during the year.

NOTES

1. Fill in the entry tag with the all the students names who participated in project.
2. If applicable, include a note explaining the purpose of the project.
3. This category does not qualify for Best Overall.
4. There will be a winner (1st, 2nd & 3rd) for each grade class (K-2, 3-5, & 6-8).

PETS

SATURDAY ONLY

Class # Description

I300	Best Dressed Pet
I301	Dogs & Puppies
I302	Horses & Ponies - on Lead
I303	Horses & Ponies – Riding
I304	All Other Large & Medium
I305	Cats & Kittens
I306	Dog Obedience – ability handling and knowledge
I307	Fair Fowl (chickens, roosters, ducks etc.) or Feathered Friends (budgies, canaries, parrots etc.)
I308	Little Critters – rabbits, hamsters, hedge hogs, guinea pigs, gerbils, mice etc.
I309	Creepy Crawlies - reptiles, frogs, spiders, snakes

* Due to the construction of the new school, the space needed to judge the animals, as well as safety concerns of potentially uneven ground for the animals and their handlers, the school will assess the site a month prior to the Fair and make a final call if the Pets Category will take place this year. We will notify parents via the April Newsletter.

NOTES

1. **NEW!** Pets must be registered with the Pet Coordinator at 9:30am on Saturday May 9 Judging starts promptly at 10:00am. Pets arriving after 10:00 pm unfortunately cannot be judged.
2. The classes may not run in the order indicated and may be split if entries warrant it.
3. Pets are NOT allowed in the school. All pets are the responsibility of the owner. Please clean up after your pet.
4. For the safety of your pet, please do not bring pets younger than the ages indicated. All pets should have their immunizations up to date and must be healthy the day of the fair.
5. All pets must be the property of the exhibitor or must have been cared for and trained by the exhibitor. Pets can be exhibited at more than one school fair.
6. A pet can be entered in one class only. However, a sibling from the same family can enter the same pet in a different class. If you have another pet, you can enter that one in another class if you choose.

SPECIAL RIBBONS

BAKING

- Best Decorated Cake
- Best Overall Entry in Baking - Grades K, 1, 2
- Best Overall Entry in Baking – Grades 3, 4, 5
- Best Overall Entry in Baking – Grades 6, 7, 8

SEWING

- Best Overall
- Best Overall Entry in Sewing – Grades K, 1, 2
- Best Overall Entry in Sewing – Grades 3, 4, 5
- Best Overall Entry in Sewing – Grades 6, 7, 8

HOBBIES

- Best Overall
- Best Entry In Hobbies - Grades K, 1, 2
- Best Entry In Hobbies - Grades 3, 4, 5
- Best Entry In Hobbies - Grades 6, 7, 8

HANDICRAFTS

- Best Overall
- Best Handicraft - Grades K, 1, 2
- Best Handicraft - Grades 3, 4, 5
- Best Handicraft - Grades 6, 7, 8

CREATIVE WRITING

- Best Overall
- Best Written Work (Class 400-402) - Grades K, 1, 2
- Best Written Work (Class 400-402) – Grades 3, 4, 5
- Best Written Work (Class 400-402) – Grades 6, 7, 8
- Best Poetry - Grades K, 1, 2
- Best Poetry - Grades 3, 4, 5
- Best Poetry – Grades 6, 7, 8

HORTICULTURE

- Best Overall
- Best Entry - Grades K, 1, 2
- Best Entry - Grades 3, 4, 5
- Best Entry - Grades 6, 7, 8

NEW! SCHOOL FAIR THEME

- Best Entry - Grades K, 1, 2
- Best Entry - Grades 3, 4, 5
- Best Entry - Grades 6, 7, 8

BEST OVERALL TROPHIES

- Best Overall Entry in the Fair – Grades K, 1, 2
- Best Overall Entry in the Fair– Grades 3, 4, 5
- Best Overall Entry in the Fair– Grades 6, 7, 8

FINE ARTS

- Best Overall
- Best Entry in Artwork - Grades K, 1, 2
- Best Entry in Artwork - Grades 3, 4, 5
- Best Entry in Artwork - Grades 6, 7, 8
- Best Cover for Next Year's School Fair Handbook

WOODCRAFT & METALWORKS

- Best Overall
- Best Woodworking – Grades K, 1, 2
- Best Woodworking - Grades 3, 4, 5
- Best Woodworking - Grades 6, 7, 8
- Best Metalwork – Grades K, 1, 2
- Best Metalwork - Grades 3, 4, 5
- Best Metalwork - Grades 6, 7, 8

ARCHITECTURAL DESIGN

- Best Overall
- Best Entry – Grades K, 1, 2
- Best Entry - Grades 3, 4, 5
- Best Entry - Grades 6, 7, 8

SCIENCE & TECHNOLOGY

- Best Overall
- Best Entry – Grades K, 1, 2
- Best Entry – Grades 3, 4, 5
- Best Entry – Grades 6, 7, 8

FAMILY PROJECT

- Best Overall Entry - Grades K, 1, 2
- Best Overall Entry - Grades 3, 4, 5
- Best Overall Entry - Grades 6, 7, 8

PHOTOGRAPHY

- Best Overall
- Best Entry - Grades K, 1, 2
- Best Entry - Grades 3, 4, 5
- Best Entry - Grades 6, 7, 8

PETS

- Best Dressed Animal Overall
- Best Animal Overall (Class 1300-1306)
- Best Animal Overall (Class 1307-1309)

HIGHEST POINTS TROPHIES

- One trophy will be awarded to a student in each grade (K-8) for highest points earned
- Class Participation Award

OUR HISTORY

The first Fair at Westbrook was held on October 30th, 1959. It was very much a “country Fair”, in which the students entered grains, hay bales, green feed and vegetables from their gardens.

During the first decade of the Fair, companies like Robin Hood Flour or Fry's Cocoa would sponsor the baking category, donating prizes to those who won in their category using those sponsored products. Ribbons were given out in every category for 1st, 2nd, and 3rd places, and they were all hand-made!

As the Fair evolved, additional categories were created for the students to enter. In the late '60's sewing and knitting were added, bringing it to a total of 70 classes. The Fair was still run much in the same way as it is today, with volunteer judges. We are honored to have a few who have participated for over 3 decades!

In October 1980, it was decided to move the Fair to the spring. As a result, the Fair no longer was able to showcase garden vegetables or grains, but with the changing times, new categories have evolved that almost every student has the opportunity to participate in. Currently, the Fair has just under 200 classes in 13 categories, offering something for everyone.

All monies raised during the event, and those that have been generously donated by local families and business, go right back into the Fair for ribbons, awards, prizes and supplies. A portion of the money is also donated back to the school for books or special guest speakers.

The Westbrook School Fair is believed to be the longest consecutively-run Fair of its kind in Alberta, and with your support will continue to do so for many more generations to come!

HANDBOOK IS GENEROUSLY PRINTED BY OUR LOCAL COCHRANE

CATEGORY	
CLASS & DESCRIPTION	
LEVEL (A,B, or C)	
GRADE	
AGE	
STUDENT NAME	

CATEGORY	
CLASS & DESCRIPTION	
LEVEL (A,B, or C)	
GRADE	
AGE	
STUDENT NAME	

CATEGORY	
CLASS & DESCRIPTION	
LEVEL (A,B, or C)	
GRADE	
AGE	
STUDENT NAME	

CATEGORY	
CLASS & DESCRIPTION	
LEVEL (A,B, or C)	
GRADE	
AGE	
STUDENT NAME	

CATEGORY	
CLASS & DESCRIPTION	
LEVEL (A,B, or C)	
GRADE	
AGE	
STUDENT NAME	

CATEGORY	
CLASS & DESCRIPTION	
LEVEL (A,B, or C)	
GRADE	
AGE	
STUDENT NAME	

CATEGORY	
CLASS & DESCRIPTION	
LEVEL (A,B, or C)	
GRADE	
AGE	
STUDENT NAME	

CATEGORY	
CLASS & DESCRIPTION	
LEVEL (A,B, or C)	
GRADE	
AGE	
STUDENT NAME	